


Folding Pull Out Ironing Board



【PRODUCT NAME】

Folding Pull Out Ironing Board

【SKU】

33. 35. 30200200

【PRODUCT DESCRIPTION】

This ironing board can be rotated 180 degrees horizontally. It is foldable, retractable, and easy to put away. It is convenient to iron clothes with this product installed in the cabinet.

DESIGN CONCEPT

As one of the household essentials, ironing board traditionally consists of long legs and a wide board That requires large space to stand on the floor. It will be more challenging if you have to use an ironing board in a room that is not very spacious. Usually, there is a closet in everyone's room for clothes storage. Will it possible for us to utilize the space of the closet to store the ironing board, and hang the clothes as soon as they are ironed? To meet this need, Venace designed this cabinet ironing board that can be pull out and foldable. It is convenient for ironing and storage in the closet.

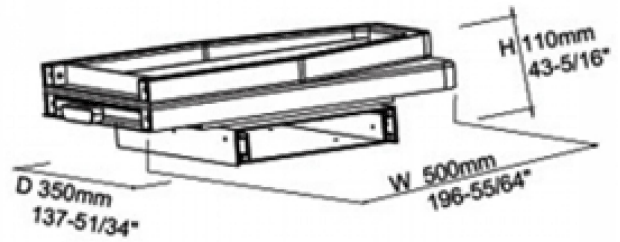
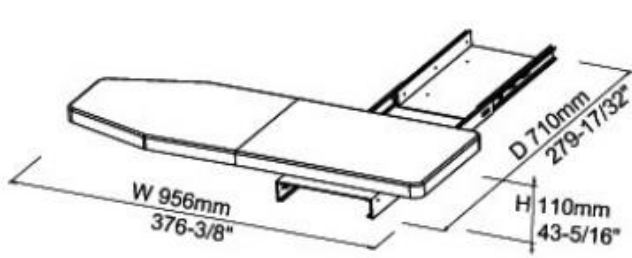


PRODUCT FEATURES

- :: Retractable and foldable, spacing-saving, and easy to slide in when not in use.
- :: 180 degrees horizontally rotatable. It is convenient to iron clothes by rotating the ironing board at any angle you like.
- :: High-quality three sections ball bearing slides ensure smooth and quiet sliding of the ironing board.
- :: Removable and washable cotton cover with strong high temperatures resistance can protect the clothes you are ironing.
- :: It can be installed inside closets to save space and make your room more tidy.



PRODUCT SPECIFICATIONS



Type	Rotatable and foldable type	Product Size (mm)	L1254 * W300 * H90 mm (unfolded)
Rotation Angle	180° horizontally	Net Weight (mm)	9.15 kg
Material	Frame: Steel Cover: High temperature resistant /flame retardant cotton	Board Length (mm)	950 mm
Color	White cotton with gray stripes	Package Size (mm)	L520 * W310 * H130 mm
Load Capacity	10-15 kg	Gross Weight (kg)	9.65 kg

NOTES FOR ORDERING

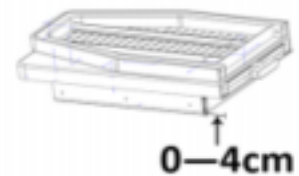
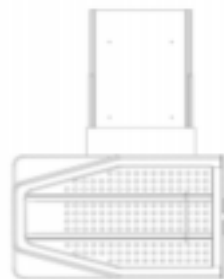
The standard product includes a high-temperature resistant cotton cover. Please specify if a flame retardant cover needs to be customized.



INSTALLATION GUIDE

Step 1

Holding the Ironing Board bas in place in the Desired location and mark the 4 holes.
The installation position needs to be 0-1.57” (0-cm) away from the edge of the cabinet.

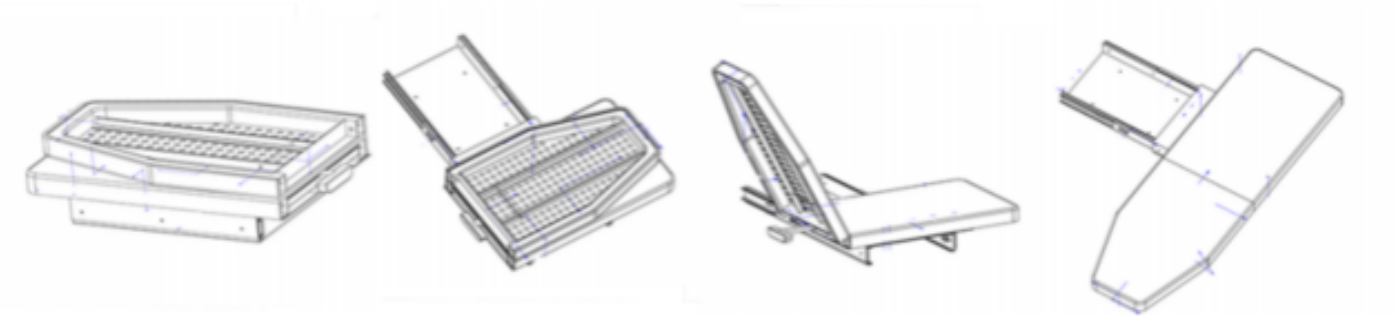


NOTES FOR ORDERING

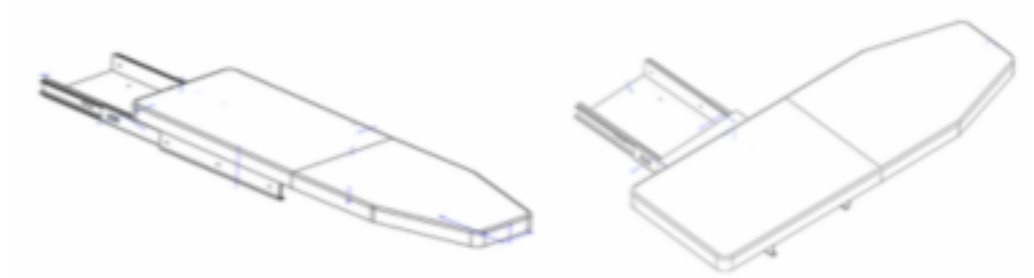
Step 2

Drill the 4 screws to finish.

Using Instruction as below:



It can be rotated within 180 degree



PACKING LIST

No.	Parts	Picture	Quantity
1	Striped Cotton Cover		1
2	180° Ironing Board		1
3	M4*16 Countersunk Tapping Screw		4
4	Plastic Packaging Bag		1
5	Instruction		1



SHIPPING INFORMATION

SKU	Sets/ CTN	Net Weight/ CTN (kg)	Gross Weight/ CTN (kg)	Package Size (mm)	Sets/ 20 GP	Sets/ 40 GP	Sets/ 40 HP
33.35.30200200	1	9.15	9.65	520 *310 *130	1150	2600	3100

The above container load quantity is the reference value.

