

# Base Cabinet Pull Out Basket With Knife Holder And Utensil Bin

## 【PRODUCT NAME】

Base Cabinet Pull Out Basket with Knife Holder and Utensil Bin

## 【PRODUCT DESCRIPTION】

This product is an pull-out organizer with knife and utensil holder for the storage of condiments, kitchenware, etc. It is indispensable for the kitchen cabinet.




## DESIGN CONCEPT

With the improvement of people's quality of life, the kitchen is no longer just a place for cooking. Modern people have new requirements for the function of the kitchen, that is, the kitchen storage function is more refined. At the same time, people also put forward higher requirements for space utilization, safety, and health.

As essential cooking materials, condiments are

used in almost every kitchen. Modern kitchens are required to keep condiments together orderly, easy to put and pick up condiments, and easy to clean. The key design points of this basket: 1. more than 95% utilization rate; 2. taking into account both Eastern and Western eating habits; 3. easy to clean.

Based on the above key points, this pull-out basket is designed with a knife and fork holder and a chopsticks holder, and suitable for 200-400 mm wide cabinets. The double-layer design makes full use of the basket space. There are two more than 16" long three-section steel ball slides at the bottom, which can be pulled out for easy cleaning.



# PRODUCT FEATURES

:: Various sizes for cabinets with different widths: the basket with wooden knife and fork holder is suitable for 200-400 mm wide cabinet. The basket for 150 mm wide cabinet is without the knife and fork holder. It is a double-layer basket with a water catching drip tray and slides at the bottom.

:: Multi-layer plating: smooth and shiny surface and iron-sprayed base with strong rust and oxidation resistance.

:: Laser welding: exquisite craftsmanship, burr-free surface, smooth and solid welding joints, and well-matched

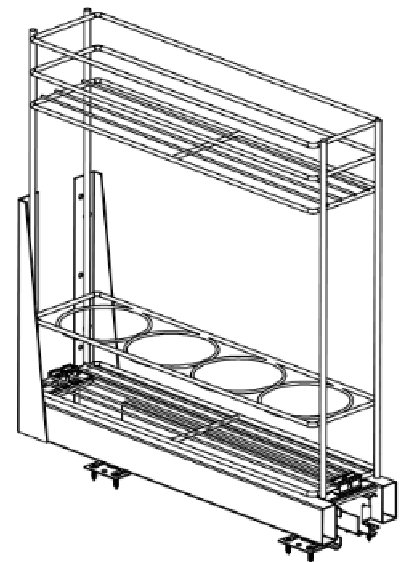
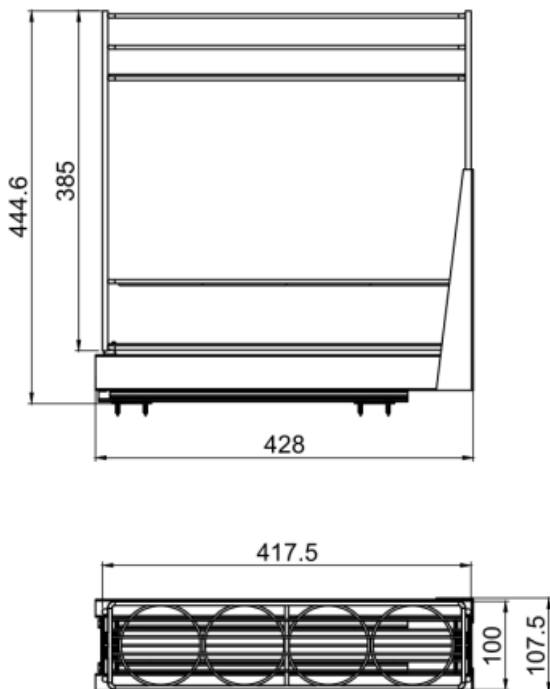
:: Full extension slides: there are more than 16" slides to ensure that the basket can be pulled out all, making it easy to take out the water catching drip tray for cleaning.

:: Cabinet necessity: this product is a good solution to the problem of storing condiments, knives and utensils.

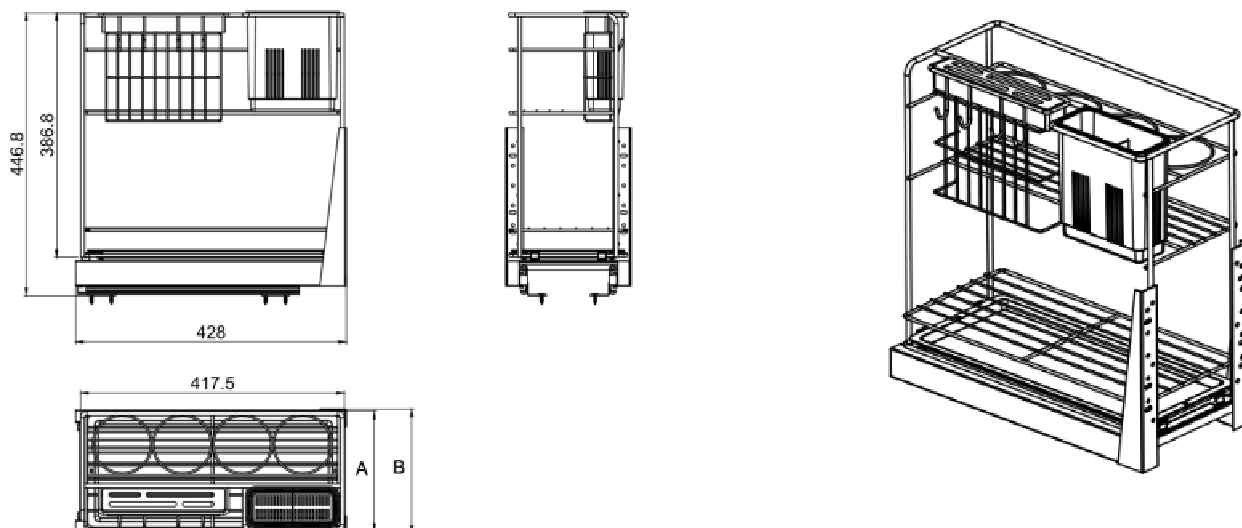


# PRODUCT SPECIFICATIONS

**For 150 mm width cabinets:**



**For 200-400 mm width cabinets:**



SKU	Cabinet Width (mm)	A (mm)	B (mm)	NT Weight (Kg)
22.26.70102100	150	100	107.5	3.2
22.26.70102200	200	150	157.5	3.8
22.26.70102300	250	190	197.5	4.1
22.26.70102400	300	235	242.5	4.5
22.26.70102500	350	285	292.5	4.8
22.26.70102600	400	350	357.5	5.1

## NOTES FOR ORDERING

:: The product consists of a chrome-plated frame, wooden knife and utensil holders, a plastic chopstick box, a water catching drip tray, and a iron-sprayed base. Please specify if stainless steel is preferred.

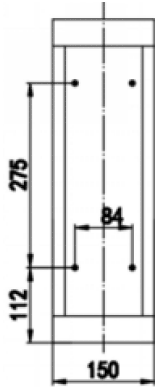
:: Slides are non-damped three-section ball bearing slides. Please specify if damped slides are preferred.



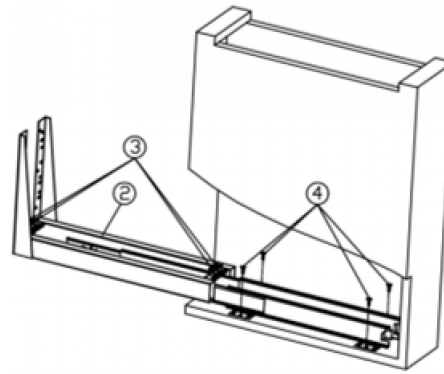
# INSTALLATION GUIDE

## 【Installation in 150mm wide cabinet】

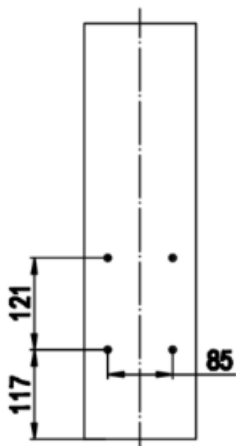
Step 1: Mark the mounting holes on the bottom board of the cabinet as shown.



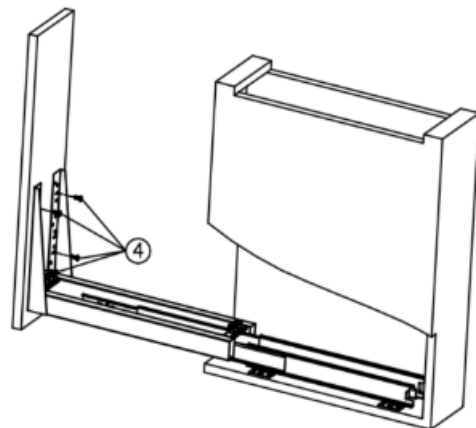
Step 2: Fix the base frame on the bottom board of the cabinet with screws as shown.



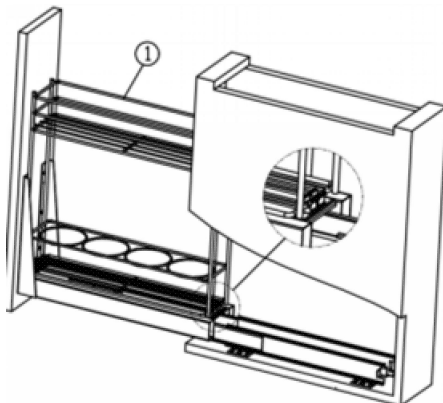
Step 3: Mark the mounting holes on the cabinet door as shown.



Step 4: Fix the base frame on the door with screws.

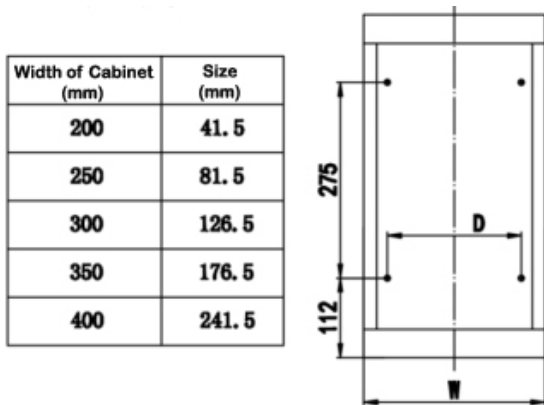


Step 5: Install the organizer frame on the base frame as shown.

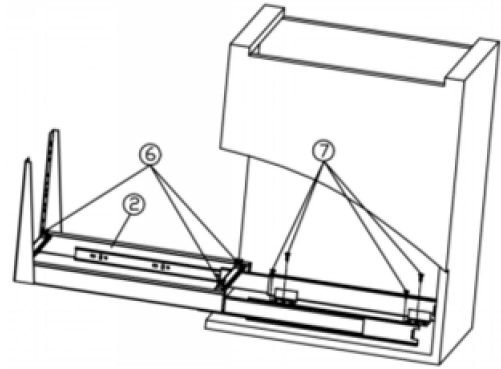


## Installation in 200-400mm wide cabinet

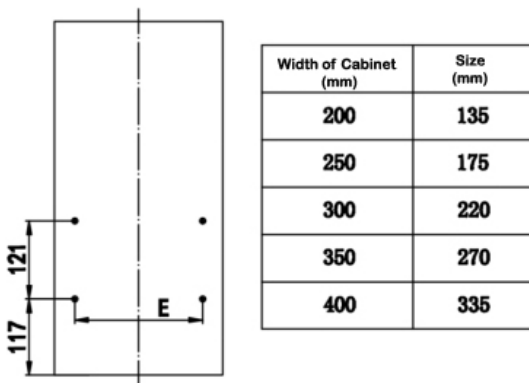
Step 1: Mark the mounting holes on the bottom board of the cabinet as shown.



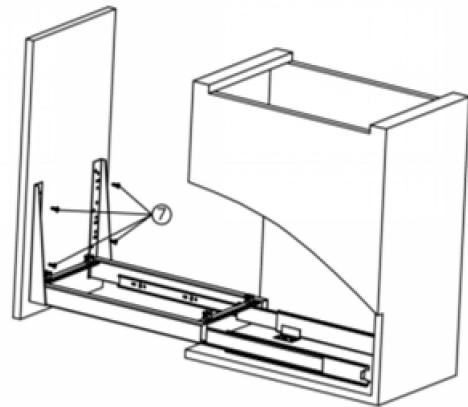
Step 2: Fix the base frame on the bottom board of the cabinet with screws as shown.



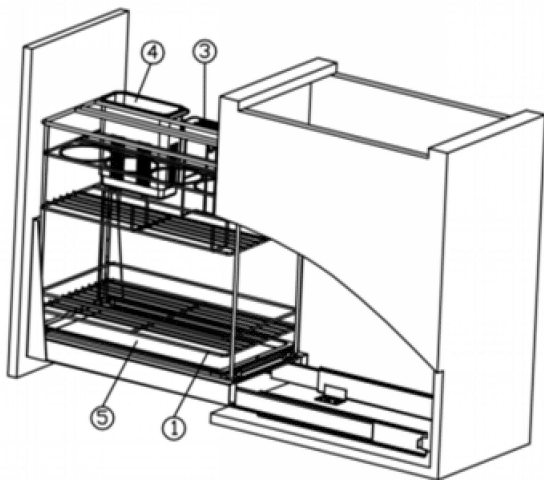
Step 3: Mark the mounting holes on the cabinet door as shown.



Step 4: Fix the base frame on the door with screws.







Step 5: Install the organizer frame on the base frame as shown. And install other accessories on the corresponding positions of the organizer frames.









# PACKLING LIST

## 【For 150 mm cabinet】

No.	Parts Name	Picture	Quantity
1	Organizer Frame		1
2	Base Frame		1
3	Base Buckle		4
4	ST4*16 Cross Recessed Countersunk Head Tapping Screws		8

## 【For 200-400 mm cabinet】

No.	Parts Name	Picture	Quantity
1	Organizer Frame		1
2	Base Frame		1
3	Wooden Knife Holder		1
4	Chopsticks Holder		1
5	Drip Tray		1
6	Basement Buckle		4
7	ST4*16 Cross Recessed Countersunk Head Tapping Screws		8



# SHIPPING INFORMATION

SKU	Sets/CTN	Net Weight/CTN (kg)	Gross Weight/CTN (kg)	Package Size (mm)	Sets/ 20 GP	Sets/ 40 GP	Sets/ 40 HQ
22.26.70102100	1	3.2	3.7	44.5*12*46	1020	2200	2610
22.26.70102200	1	3.8	4.3	44.5*17*46	720	1550	1840
22.26.70102300	1	4.1	4.7	44.5*21*46	580	1260	1490
22.26.70102400	1	4.5	5.2	44.5*25.5*46	480	1030	1230
22.26.70102500	1	4.8	5.6	44.5*30.5*46	400	870	1030
22.26.70102600	1	5.1	6.0	44.5*37*46	330	710	850

The above container loading quantity is the reference value.

